



Long Exposure Photography

Southern Highlands Photographic Society

20th July 2021



Long Exposure Photography

Steve Mullarkey

email: stevemul@ozemail.com.au

website: <http://www.stevemul.com.au/>

A PDF copy of this presentation will be available from your club.



Long Exposures

Long Exposures are like Oysters.


An Acquired Taste !



Long Exposures

I like *Oysters* !

I also like Long Exposures !



Now, we'd better get serious !

Normal Exposure - 1/50 Sec



Long Exposure - 4 Minutes



Let's Compare Them



Normal Exposure - 1/200 Sec



Long Exposure - 30 Seconds




Let's Compare Them





What We Will Cover This Evening

- Some Images with Different Exposure Lengths
- Equipment Required for Long Exposures
- Shooting Techniques
- Using Photoshop to Simulate Long Exposures
- An Audio Visual of Long Exposure Images
- Q & A





Long Exposure - Equipment

A Tripod





Tripods

- The Big Names
 - Manfrotto
 - Gitzo
 - Really Right Stuff
- My Personal Favourite ~ Sirui
 - Carbon Fibre, Well Made, Good Value

A Ball Head



- I Hated Tripods until I Bought a Ball Head
- Now I'm Fine 😊

A Camera Plate



- Screws into your Camera
- Attaches to Ball Head

I Prefer an L-Plate



The Advantage of an L-Plate



- Your Camera is always Balanced over the Tripod



Two Types of Plate

- Manfrotto
- Arca
- Choose One Type
- And Stick with It



Neutral Density (ND) Filters

- Cut Down the Amount of Light
 - 3ND - 3 Stops
 - 6ND - 6 Stops
 - 10ND - 10 Stops
 - 15ND - 15 Stops
 - Variable ND - Typically 1-8 Stops

Two Types of Filters



Square Filters



Screw-On Filters

Square Filters





Square Filters - Pros

- No Vignetting
- Quick Stacking of Multiple Filters
- One Set of Filters Fits Most Lenses
- Can be used with Graduated ND



Square Filters - Cons

- Can't Use Lens Hood
- More Expensive
- Bulkier to Carry Around
- Does not Protect your Lens



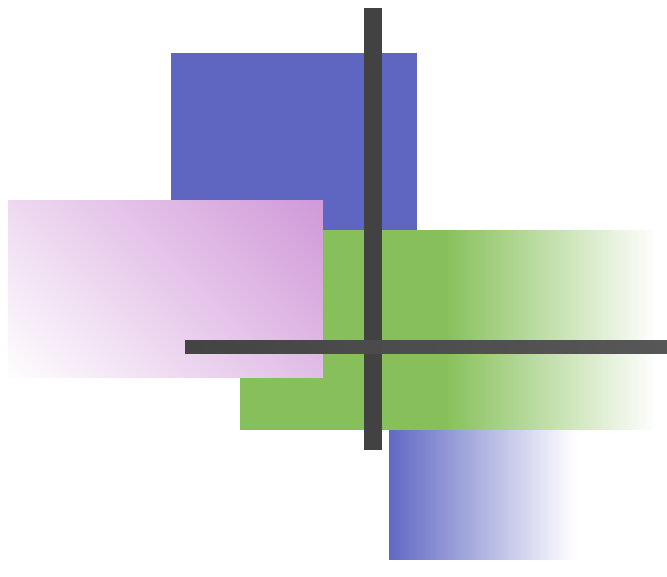
Screw-In Filters - Pros

- Easier to Carry Around
- No Light Leakage
- Protects the Lens
- Compatible with Lens Hood
- Can be used with Variable ND



Screw-In Filters - Cons

- Possible Vignetting when Stacked
- Fixed Thread Size
- A Bit Fiddly to Screw On & Off



Colour Cast ~ A Warning

- Some Older & Cheaper ND Filters
 - Have a quite strong colour cast



ND Filters ~ Recommended Brands

- NISI ~ My Personal Favourite
- Cokin, Hoya, Lee, Formatt-Hitech
- Urth ~ Australian Brand

ND Filters - My Kit



Includes 3ND, 6ND+CPL, 10ND, 15 ND

Remote Controls


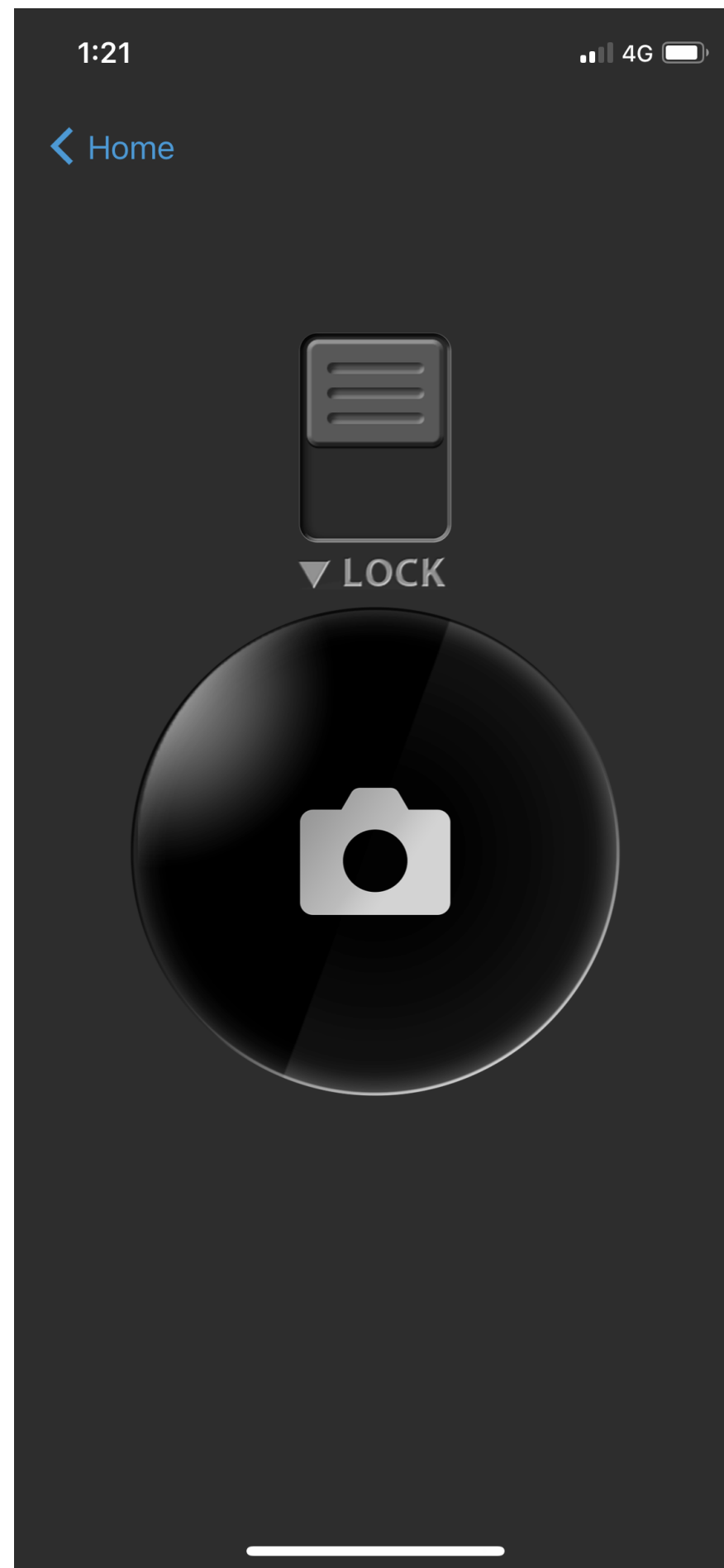


Wired Remote



Wireless Remote

Remote Control ~ My Preference



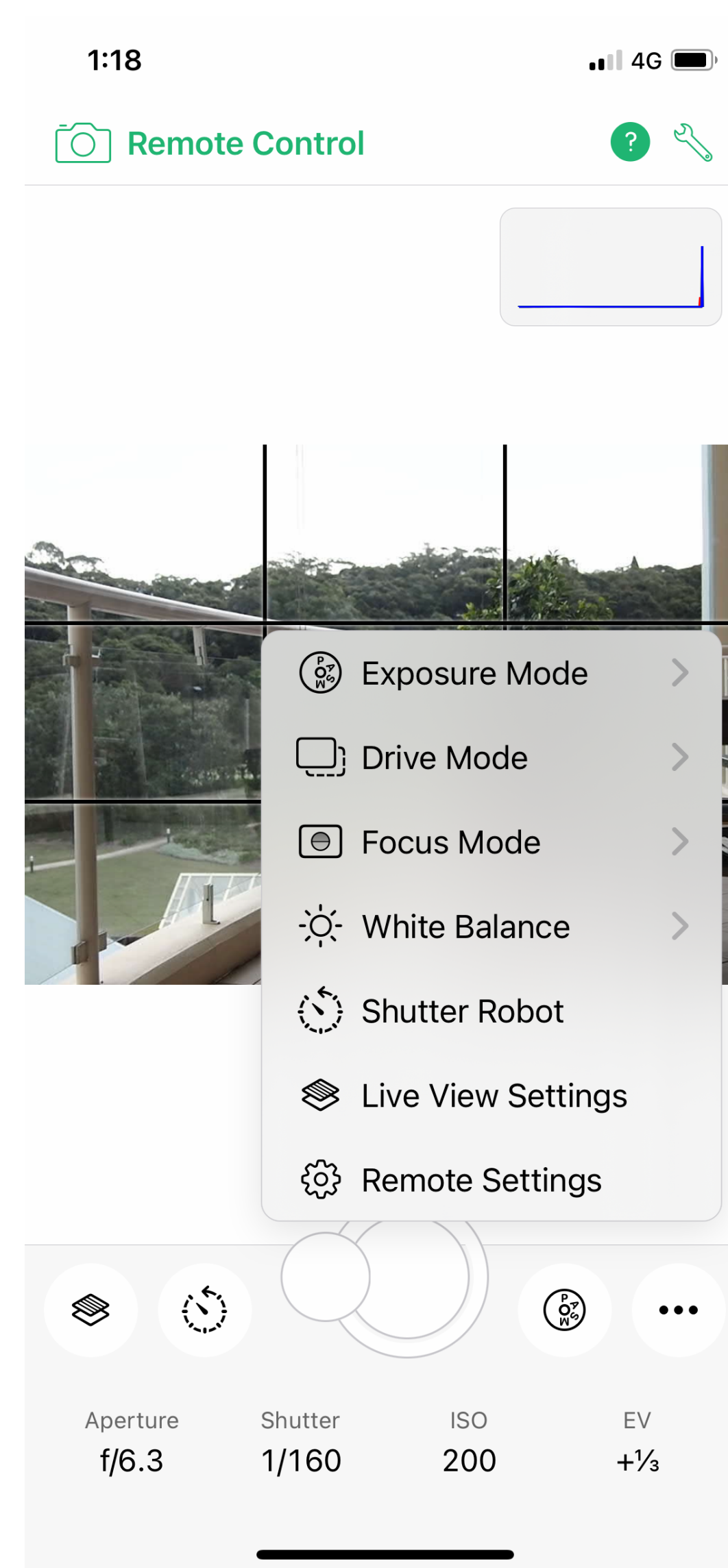
My iPhone ~ Simple, Powerful, Versatile



Remote Control ~ Mobile Phone

- Nikon - "Snapbridge"
- Canon - "Camera Connect"
- Sony - "Play Memories"
- Olympus - "OI.Share"
- Fuji - "FujiFilm Camera Remote"
- 3rd Party - "CasCable"

Remote Control ~ "CasCable"



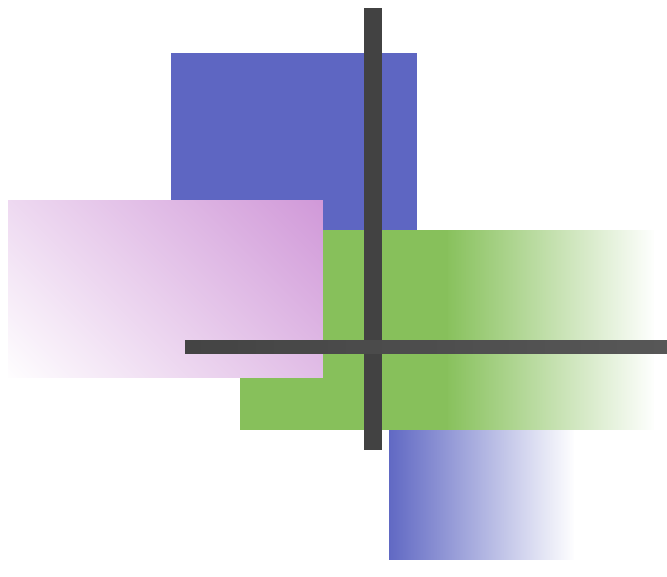


Long Exposure - Shooting Techniques



Avoid Camera Shake

- Turn Off IS when on a Tripod
- Use 2 Second Shutter Release, OR
- Use a Remote Control



Focusing

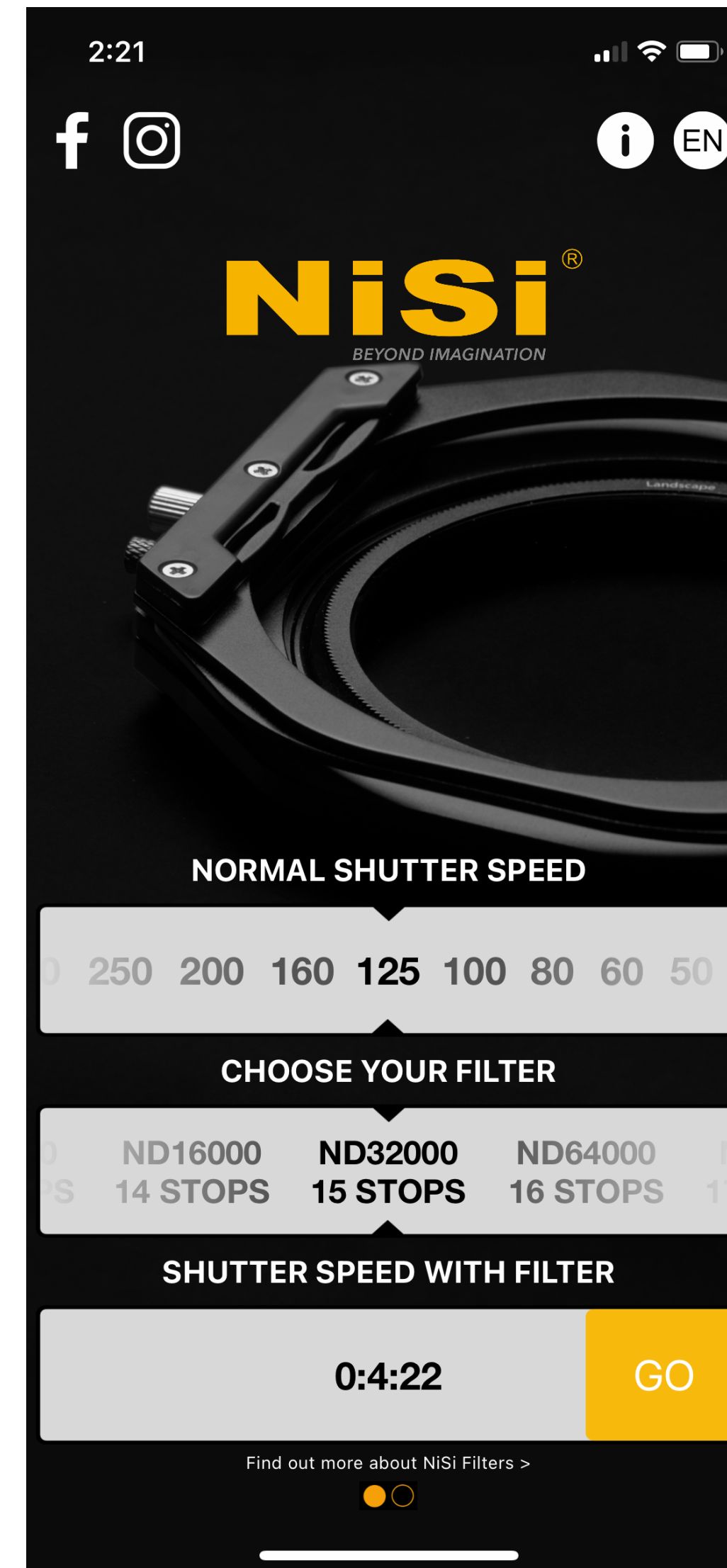
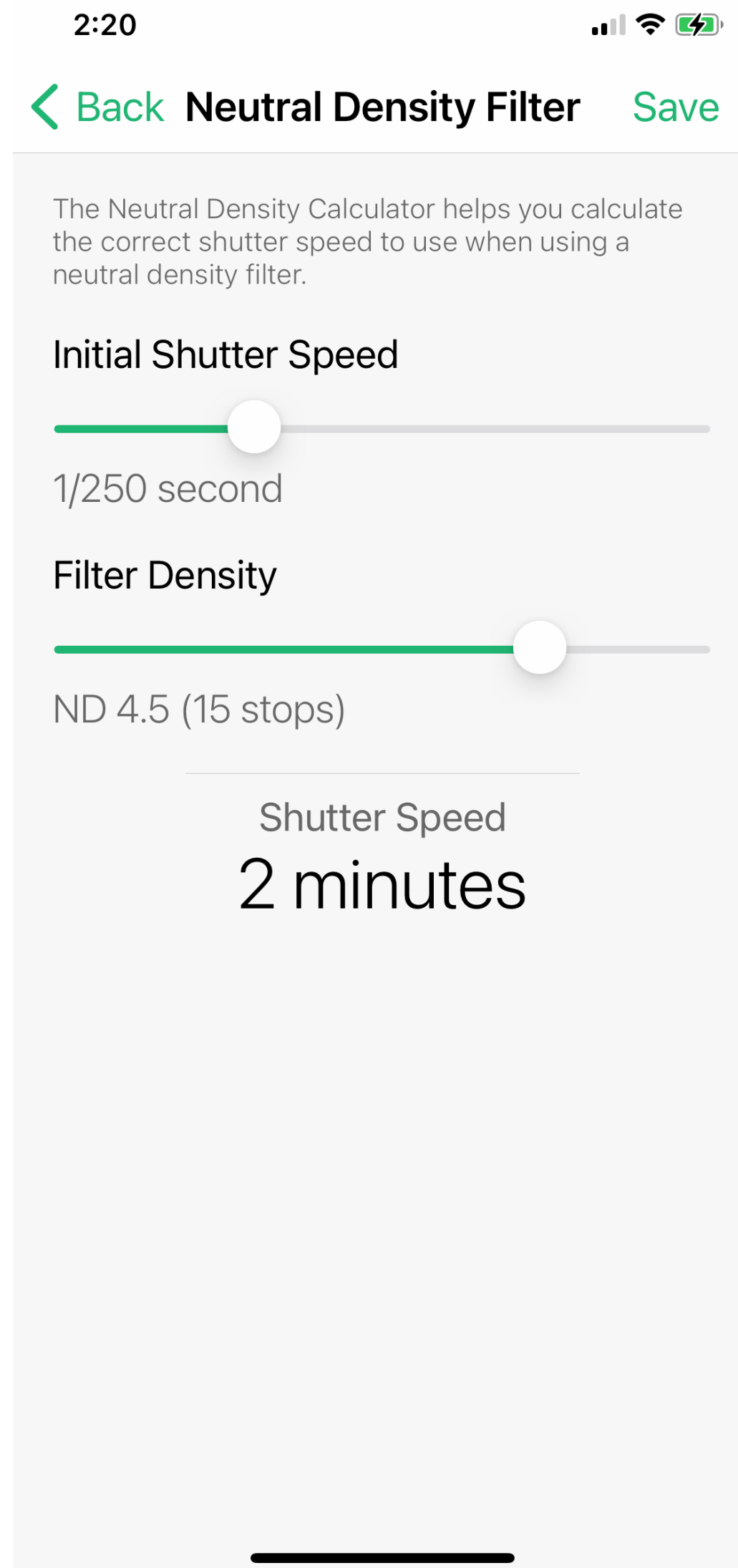
- Most Cameras won't Focus with 6ND or more
- Focus Manually without Filter(s)
- Add Filter(s)
- Take your Shot



Calculating Exposure

- Every 1 Stop of ND doubles exposure time
 - If Normal Shot is 1 Second
 - 1ND will be 2 Seconds
 - 3ND will be 8 Seconds
 - 10ND will be 512 Seconds
 - Etc., etc.. but ... it is much easier to ...

Calculating Exposure ~ Use Your Phone





Calculating Exposure ~ Use Your Phone

- Many Apps Available
 - “NISI Filters”
 - “Cascable”
 - “Photo Pills”
 - “Long Exposure Calculator”
 - Etc.



Long Exposure - I Forgot my Filters, Tripod,

- Cheating with Photoshop

LrC Adobe Lightroom Classic Steve Mullarkey

Library | Develop | Map | Book | Slideshow | Print | Web

Navigator FIT 100% 629.5%

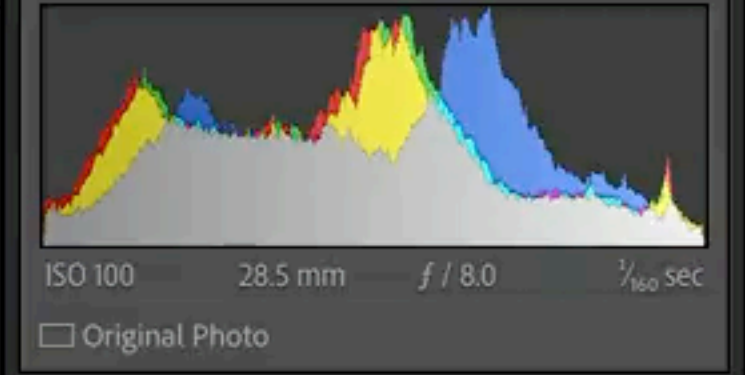


- 2018-11-27 26
- 2018-12 58
- 2019 10749
- 2020x 18955
 - 2020 12139
 - 2020-01 794
 - 2020-02 873
 - 2020-03 1589
 - 2020-03-02 55
 - 2020-03-03 6
 - 2020-03-04 42
 - 2020-03-06 12
 - 2020-03-07 118
 - 2020-03-08 51
 - 2020-03-10 127
 - 2020-03-11 13
 - 2020-03-12 227
 - 2020-03-13 244
 - 2020-03-14 43
 - 2020-03-15 85
 - 2020-03-16 31
 - 2020-03-18 79
 - 2020-03-20 42
 - 2020-03-23 2
 - 2020-03-24 82
 - 2020-03-25 58
 - 2020-03-26 66
 - 2020-03-27 16
 - 2020-03-29 63
 - 2020-03-30 90

Library Filter : Text Attribute Metadata None No Filter

<p>ISO 560 200330_173514_Z7_0903 NEF 1/40 sec at f / 8.0, ISO 560, 36 mm (NIKKOR Z 24-70mm f/4 S)</p>	<p>ISO 100 200330_173837_Z7_0904-Edit TIF 1/640 sec at f / 8.0, ISO 100, 70 mm (NIKKOR Z 24-70mm f/4 S)</p> <p>2</p>	<p>ISO 100 200330_173837_Z7_0904 NEF 1/640 sec at f / 8.0, ISO 100, 70 mm (NIKKOR Z 24-70mm f/4 S)</p>	<p>ISO 100 200330_173908_Z7_0905-Edit-2 TIF 1/160 sec at f / 8.0, ISO 100, 28.5 mm (NIKKOR Z 24-70mm f/4 S)</p> <p>2</p>
<p>ISO 100 200330_173908_Z7_0905-Edit-2 JPG 1/160 sec at f / 8.0, ISO 100, 28.5 mm (NIKKOR Z 24-70mm f/4 S)</p>	<p>ISO 100 200330_173908_Z7_0905 NEF+JPEG 1/160 sec at f / 8.0, ISO 100, ... (NIKKOR Z 24-70mm f/4 S)</p>	<p>ISO 100 200330_173913_Z7_0906 NEF 1/320 sec at f / 8.0, ISO 100, 44 mm (NIKKOR Z 24-70mm f/4 S)</p>	<p>ISO 100 200330_173934_Z7_0907 NEF 1/25 sec at f / 8.0, ISO 100, 44 mm (NIKKOR Z 24-70mm f/4 S)</p>
<p>ISO 100 200330_173950_Z7_0908 NEF 1/1000 sec at f / 8.0, ISO 100, 70 ... (NIKKOR Z 24-70mm f/4 S)</p>	<p>ISO 100 200330_173955_Z7_0909 NEF 1/1600 sec at f / 8.0, ISO 100, 70 ... (NIKKOR Z 24-70mm f/4 S)</p>		

Histogram



Quick Develop

Saved Preset: Default Settings

White Balance: As Shot

Temperature: [sliders]

Tint: [sliders]

Tone Control: Auto

Exposure: [sliders]

Clarity: [sliders]

Vibrance: [sliders]

Reset All

Keywording

Keyword List

Metadata


Comments

Sync Metadata Sync Settings



Sydney Harbour ~ Long Exposures

- An Audio-Visual



That's it

- That's Yer Lot !
- Thank you for listening
- Thank you for looking
- Good Luck with your own Long Exposures !